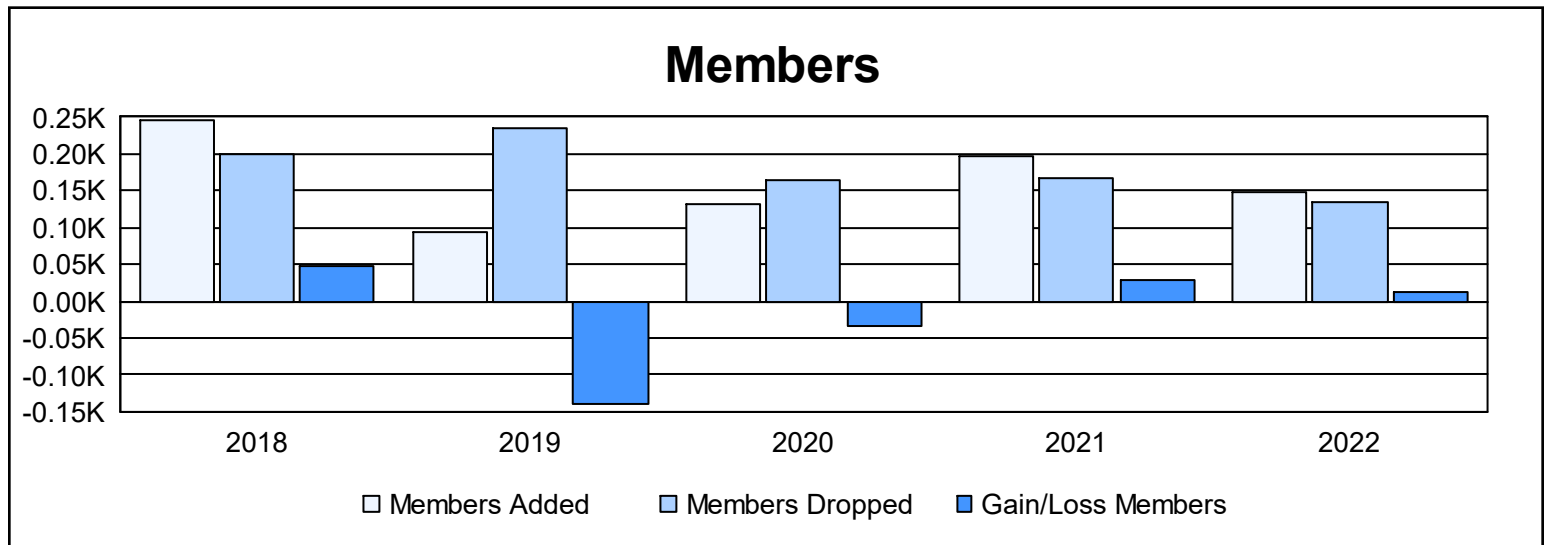
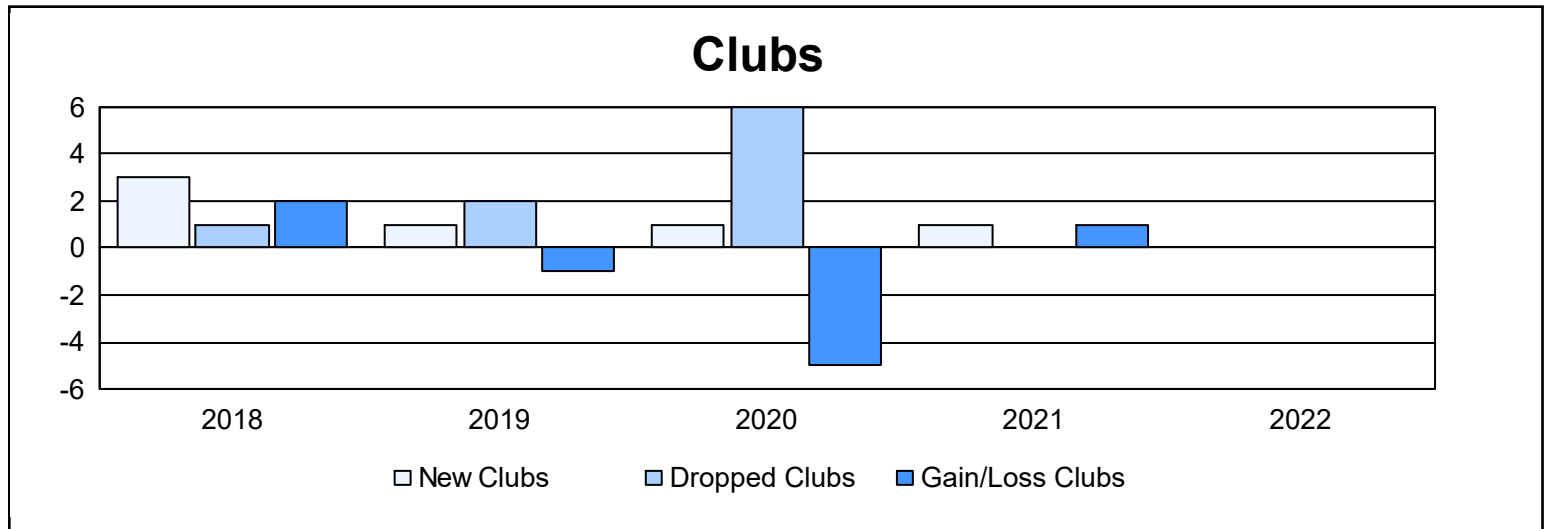
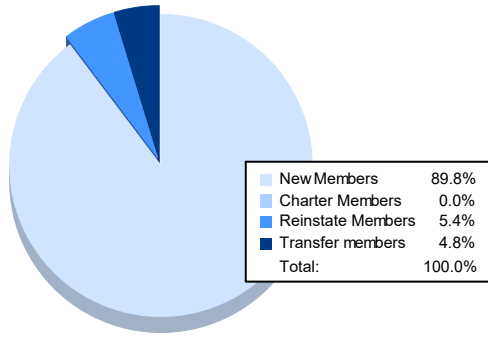


Year	New Clubs	Dropped Clubs	Gain/ Loss Clubs	New Members	Charter Members	Reinstate Members	Transfer Members	Total Member Added	Total Members Dropped	Gain/ Loss Members
2017-2018	3	1	2	159	76	5	6	246	199	47
2018-2019	1	2	-1	57	21	3	14	95	234	-139
2019-2020	1	6	-5	95	25	9	3	132	165	-33
2020-2021	1	0	1	162	26	1	7	196	166	30
2021-2022	0	0	0	132	0	8	7	147	135	12
<b>Average</b>	<b>1</b>	<b>2</b>	<b>-1</b>	<b>121</b>	<b>30</b>	<b>5</b>	<b>7</b>	<b>163</b>	<b>180</b>	<b>-17</b>



### Membership Composition June 2022 Cumulative



### Gender Composition June 2022 Cumulative

